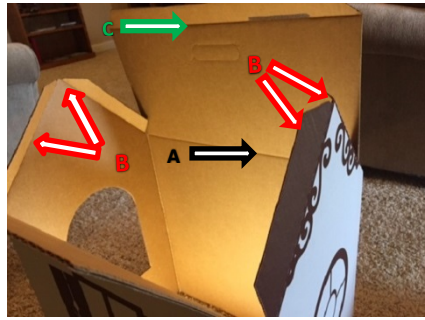


Kitty Cottage Assembly Instruction


tensecondlitterbox.com




1. Stand Cottage upright and square



2. Pre-Fold the roof at each score/fold line, **A-Roof Eave Lines**, **B-Gable Supports**, **C-Ridge Line**



3. Fold the Ridge Line roof section down onto the Gable Sections



4. Fold Tab Side of roof toward Ridgeline and insert tabs



5. Bend in Lift Opening Fillers for easy gripping



6. Set Cottage over the Ten Second Litter Box



7. Enjoy your cat more!